

TANF PRC

PRC Services Report

July - September 2005

State Fiscal Year 2006

Ohio Department of Job & Family Services

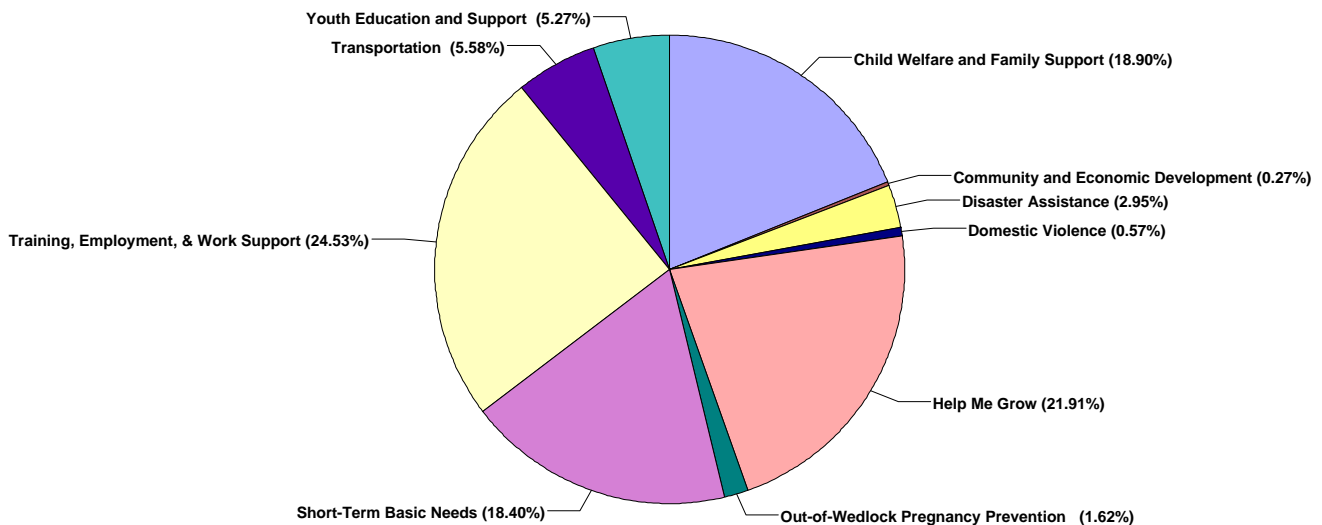
Office of Research, Assessment & Accountability

Bureau of Research and Evaluation

Report of TANF PRC Services^a
July - September 2005
Chart 1

Service Category^b	Avg. Population Served^c	Estimated Expenditures^d	Y-T-D Expenditures
Child Welfare and Family Support	11,557	\$7,250,207	\$7,250,207
Community and Economic Development	---	\$102,598	\$102,598
Disaster Assistance	1,333	\$1,132,705	\$1,132,705
Domestic Violence ^g	278	\$220,386	\$220,386
Help Me Grow	19,603	\$8,403,044	\$8,403,044
Out-of-Wedlock Pregnancy Prevention	3,394	\$620,422	\$620,422
Short-Term Basic Needs ^f	20,093	\$7,055,518	\$7,055,518
Training, Employment, & Work Support ^e	7,940	\$9,408,397	\$9,408,397
Transportation	4,594	\$2,138,377	\$2,138,377
Youth Education and Support	4,460	\$2,021,174	\$2,021,174
Statewide Quarterly Total [PRC Soft & Hard Services]	73,252	\$38,352,828	\$38,352,828

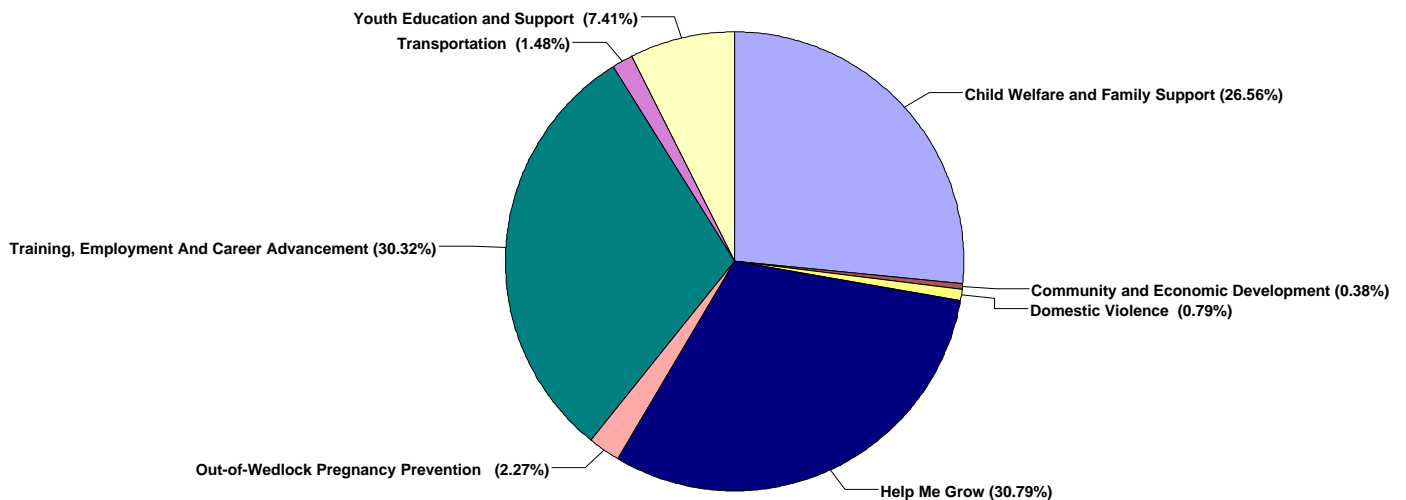
Estimated Expenditures 1Q - SFY 2006



TANF PRC Soft Services ⁱ
July - September 2005
 Chart 1

Service Category ^b	Avg. Population Served ^c	Estimated Expenditures ^d	Y-T-D Expenditures
Child Welfare and Family Support	11,557	\$7,250,207	\$7,250,207
Community and Economic Development	---	\$102,598	\$102,598
Domestic Violence ⁹	272	\$216,216	\$216,216
Help Me Grow	19,603	\$8,403,044	\$8,403,044
Out-of-Wedlock Pregnancy Prevention	3,394	\$620,422	\$620,422
Training, Employment And Career Advancement ^e	5,668	\$8,276,235	\$8,276,235
Transportation	742	\$403,641	\$403,641
Youth Education and Support	4,460	\$2,021,174	\$2,021,174
TANF - PRC Soft Services Quarterly Total [includes OWF Support Services]	45,696	\$27,293,536	\$27,293,536
Statewide Quarterly Total [PRC Soft & Hard Services]	73,252	\$38,352,828	\$38,352,828

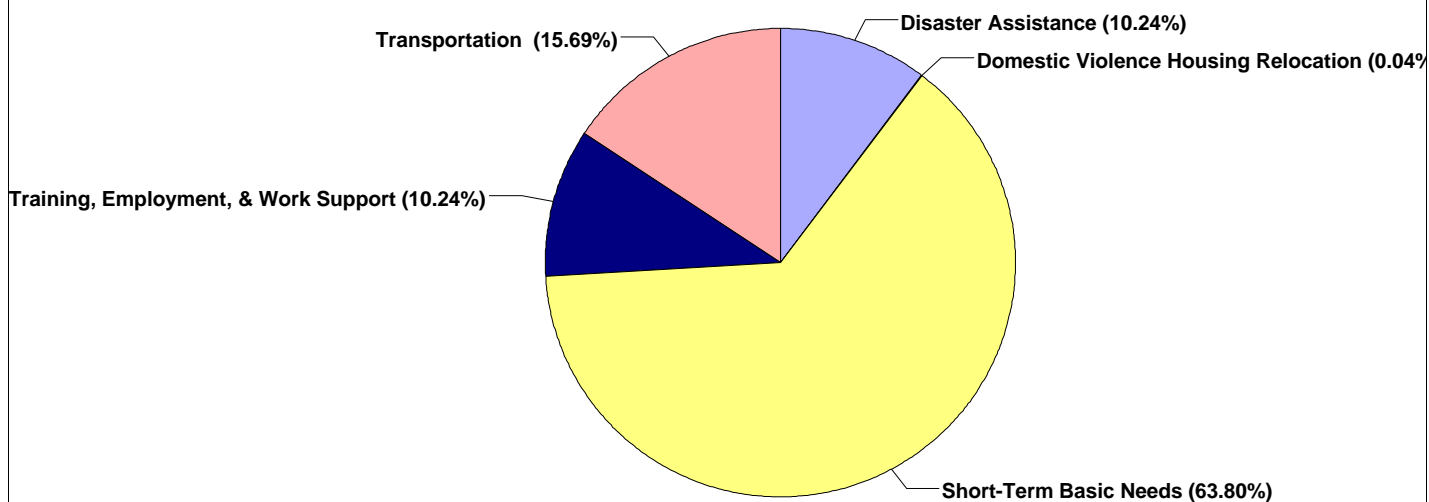
Estimated Expenditures 1Q - SFY 2006



TANF PRC Hard Services ^j
July - September 2005
 Chart 1

Service Category ^b	Avg. Population Served ^c	Estimated Expenditures ^d	Y-T-D Expenditures
Disaster Assistance	1,333	\$1,132,705	\$1,132,705
Domestic Violence Housing Relocation	6	\$4,171	\$4,171
Short-Term Basic Needs	20,093	\$7,055,518	\$7,055,518
Training, Employment, & Work Support	2,272	\$1,132,162	\$1,132,162
Transportation	3,852	\$1,734,736	\$1,734,736
TANF PRC Hard Services Quarterly Total	27,556	\$11,059,292	\$11,059,292
Statewide Quarterly Total [PRC Soft & Hard Services]	73,252	\$38,352,828	\$38,352,828

Estimated Expenditures 1Q - SFY 2006



TANF PRC Soft & Hard Services^k

July - September 2005

Footnotes

- a) This table represents the combination of soft and hard services.
- b) CRIS-E service categories have been consolidated into the following six categories of hard services.
Code definitions are available at URL: <http://www.state.oh.us/odhs/owf/prc/prcwebprt1.pdf>
- Short-term Basic Needs (clothing and shelter) - codes 01, 02, 03, 04, 11, 21, 22, 23, 27, 28, 29, 35
 - Transportation (including auto expenses and auto downpayment) - codes 05, 18, 19, 32
 - Training, employment and work support - codes 08, 09, 13, 14, 17, 26, 30, 31, 33, 34, 36
 - Domestic Violence Housing Relocation - code 25
 - Disaster Assistance - code 20
- c) Since some populations could reflect duplicate numbers served across multiple categories and/or monthly reporting periods, these numbers represent a monthly average of reported totals for the reporting period.
- d) This report was introduced in July 2001 to capture information on categories of services and populations served and estimates of the distribution of expenditures that are not captured by any other measures. Therefore, this report is not designed to correspond to ODJFS Federal Fiscal reporting.
- e) Represents the combination of "Training, Employment and Career Advancement" (Soft), "Transportation" (Hard) & "Training, Employment and Work Support" (Hard).
- f) Includes "Diversion" from Hard Services.
- g) Includes "Domestic Violence Housing Relocation" from Hard Services.
- h) Totals may not add due to rounding.
- i) Does not include non-CDJFS administered TANF carve-outs for soft services. These programs are:
1. Ohio Department of Alcohol & Drug Addiction Services/Substance Abuse Prevention and Treatment
 2. Department of Development/TANF Housing Program
 3. Ohio Department of Rehabilitation & Corrections/Children of Incarcerated Parents Program
 4. Ohio Rehabilitation Services Commission/Vocational Rehabilitation
- j) Numbers may also reflect all members of an Assistance Group, while one member may be the primary or direct recipient of service.
- k) The Prevention, Retention, Contingency (PRC) Program is an Ohio TANF funded program administered by CDJFSs. The PRC reporting system consists of two reporting mechanisms based on the two primary service categories of "hard" and "soft" services:
- * PRC "hard" services are benefits having cash value that are provided to clients. These services are reported through CRIS-E at the time of service provision. The reporting categories, codes and service definitions for hard services are listed in CRIS-E/PRC Reporting Categories.
 - * PRC "soft" services are services without cash value to the recipient (e.g., job training and education, after-school programs, etc.). Data on these services are collected through the PRC Web Reporting Tool (WRT).

Hard services data come from the CRIS-E reporting system.

Soft services data are from the PRC Web Reporting Tool (WRT).