

TANF PRC

PRC Services Report

July - September 2007

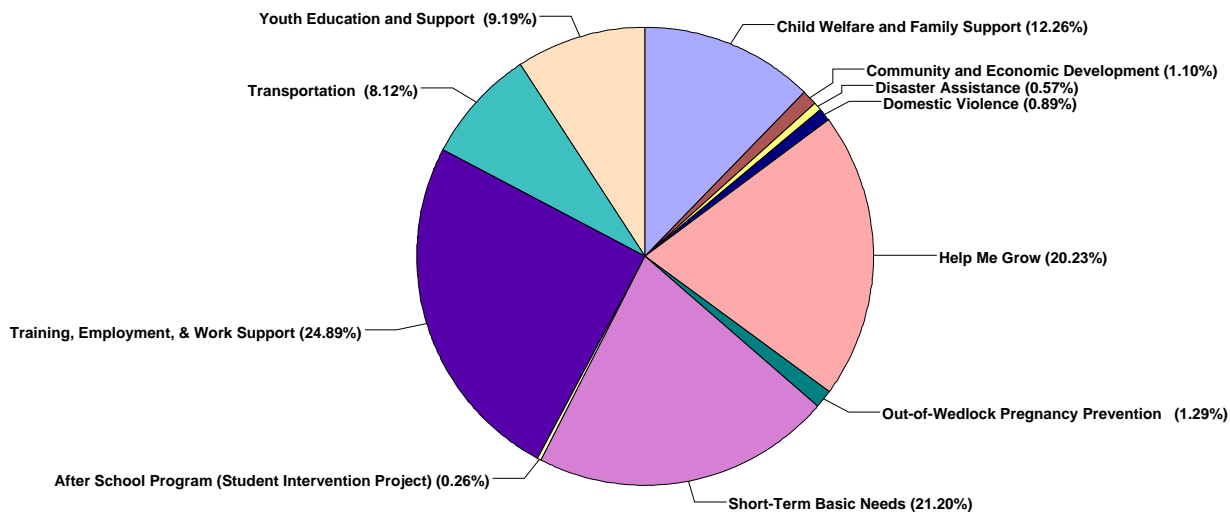
State Fiscal Year 2007

Ohio Department of Job & Family Services
Office of Research, Assessment & Accountability
Bureau of Research and Evaluation

**Report of TANF PRC Services^a
July - September 2007**

Service Category ^b	Avg. Population Served ^c	Estimated Expenditures ^d	Y-T-D Expenditures
Child Welfare and Family Support	12,836	\$5,040,556	\$5,040,556
Community and Economic Development	----	\$452,604	\$452,604
Disaster Assistance	321	\$232,828	\$232,828
Domestic Violence ^e	315	\$365,148	\$365,148
Help Me Grow	22,070	\$8,313,985	\$8,313,985
Out-of-Wedlock Pregnancy Prevention	3,317	\$530,800	\$530,800
Short-Term Basic Needs ^f	22,872	\$8,711,336	\$8,711,336
After School Program (Student Intervention Project)	302	\$108,828	\$108,828
Training, Employment, & Work Support ^g	10,139	\$10,231,077	\$10,231,077
Transportation	8,700	\$3,336,712	\$3,336,712
Youth Education and Support	9,616	\$3,776,262	\$3,776,262
Statewide Quarterly Total^h [PRC Soft & Hard Services]	90,488	\$41,100,136	\$41,100,136

Estimated Expenditures 1st Q - SFY 2007

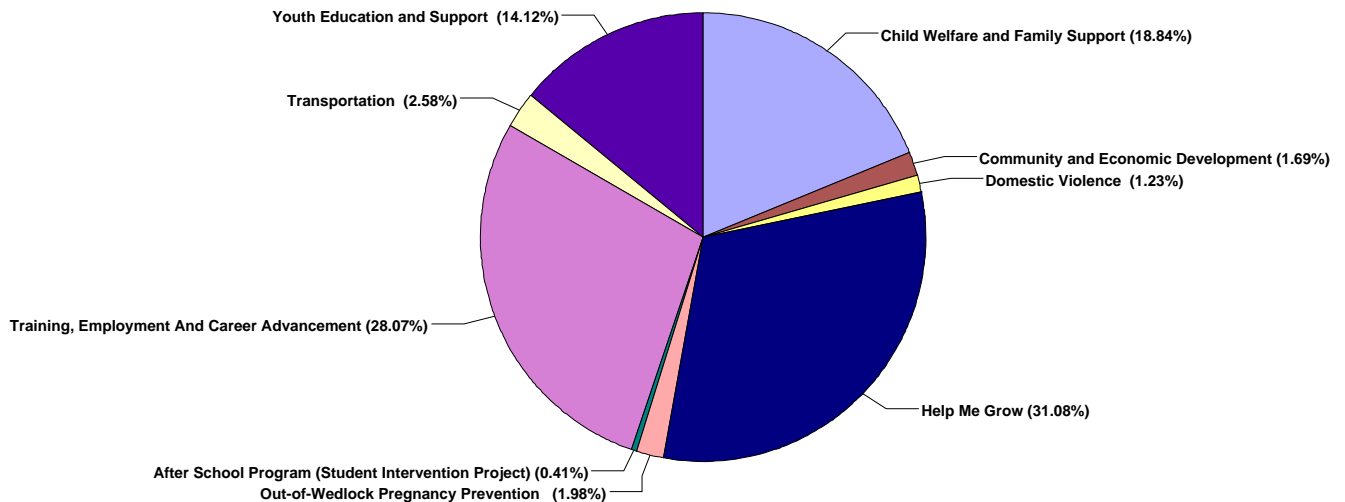


TANF PRC Soft Services ⁱ
July - September 2007

Service Category ^b	Avg. Population Served ^c	Estimated Expenditures ^d	Y-T-D Expenditures
Child Welfare and Family Support	12,836	\$5,040,556	\$5,040,556
Community and Economic Development	----	\$452,604	\$452,604
Domestic Violence ^e	284	\$328,825	\$328,825
Help Me Grow	22,070	\$8,313,985	\$8,313,985
Out-of-Wedlock Pregnancy Prevention	3,317	\$530,800	\$530,800
After School Program (Student Intervention Project)	302	\$108,828	\$108,828
Training, Employment And Career Advancement ^g	6,181	\$7,510,763	\$7,510,763
Transportation	1,981	\$690,347	\$690,347
Youth Education and Support	9,616	\$3,776,262	\$3,776,262
TANF - PRC Soft Services Quarterly Total^h [includes OWF Support Services]	56,587	\$26,752,970	\$26,752,970
Statewide Quarterly Total^h [PRC Soft & Hard Services]	90,488	\$41,100,136	\$41,100,136

Estimated Expenditures

1st Q - SFY 2007

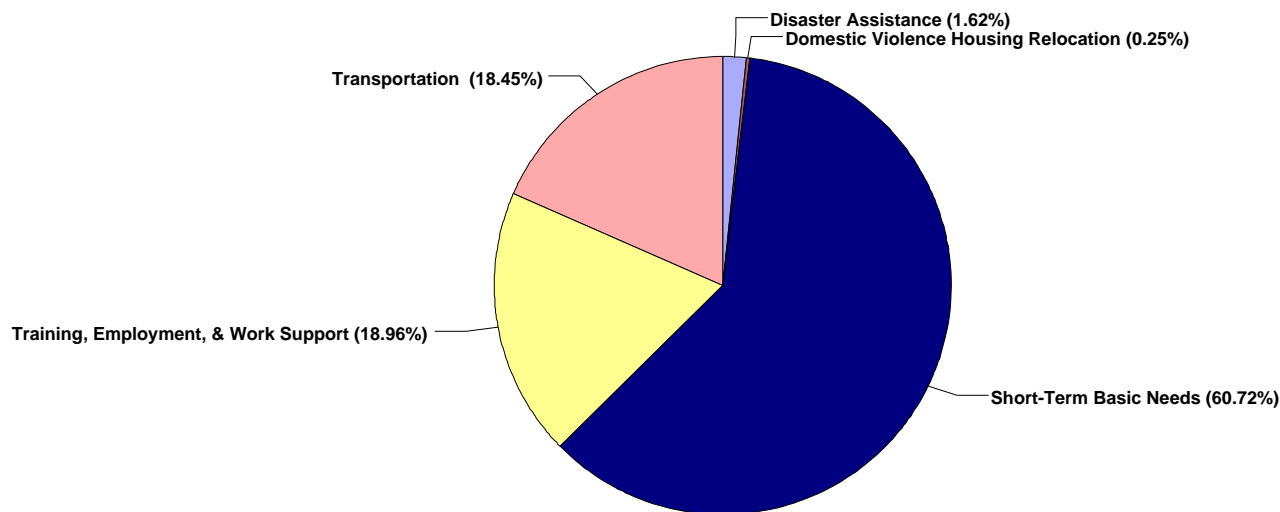


TANF PRC Hard Services ^j
July - September 2007

Service Category ^b	Avg. Population Served ^c	Estimated Expenditures ^d	Y-T-D Expenditures
Disaster Assistance	321	\$232,828	\$232,828
Domestic Violence Housing Relocation	31	\$36,323	\$36,323
Short-Term Basic Needs	22,872	\$8,711,336	\$8,711,336
Training, Employment, & Work Support	3,958	\$2,720,314	\$2,720,314
Transportation	6,719	\$2,646,365	\$2,646,365
TANF PRC Hard Services Quarterly Total^h	33,901	\$14,347,166	\$14,347,166
Statewide Quarterly Total^h [PRC Soft & Hard Services]	90,488	\$41,100,136	\$41,100,136

Estimated Expenditures

1st Q - SFY 2007



TANF PRC Soft & Hard Services^k

July - September 2007

Footnotes

- a) This table represents the combination of soft and hard services.
- b) CRIS-E service categories have been consolidated into the following six categories of hard services.
Code definitions are available at URL: <http://www.state.oh.us/odhs/owf/prc/prcwebprt1.pdf>
Short-term Basic Needs (clothing and shelter) - codes 01, 02, 03, 04, 11, 21, 22, 23, 27, 28, 29, 35
Transportation (including auto expenses and auto downpayment) - codes 05, 18, 19, 32
Training, employment and work support - codes 08, 09, 13, 14, 17, 26, 30, 31, 33, 34, 36
Domestic Violence Housing Relocation - code 25
Disaster Assistance - code 20
- c) Since some populations could reflect duplicate numbers served across multiple categories and/or monthly reporting periods, these numbers represent a monthly average of reported totals for the reporting period.
- d) This report was introduced in July 2001 to capture information on categories of services and populations served and estimates of the distribution of expenditures that are not captured by any other measures. Therefore, this report is not designed to correspond to ODJFS Federal Fiscal reporting.
- e) Includes "Domestic Violence Housing Relocation" from Hard Services.
- f) Includes "Diversion" from Hard Services.
- g) Represents the combination of "Training, Employment and Career Advancement" (Soft), "Transportation" (Hard) & "Training, Employment and Work Support" (Hard).
- h) Totals may not add due to rounding.
- i) Does not include non-CDJFS administered TANF carve-outs for soft services. These programs are:
1. Ohio Department of Alcohol & Drug Addiction Services/Substance Abuse Prevention and Treatment
 2. Department of Development/TANF Housing Program
 3. Ohio Department of Rehabilitation & Corrections/Children of Incarcerated Parents Program
 4. Ohio Rehabilitation Services Commission/Vocational Rehabilitation
- j) Numbers may also reflect all members of an Assistance Group, while one member may be the primary or direct recipient of service.
- k) The Prevention, Retention, Contingency (PRC) Program is an Ohio TANF funded program administered by CDJFSs.
The PRC reporting system consists of two reporting mechanisms based on the two primary service categories of "hard" and "soft" services:
- * PRC "hard" services are benefits having cash value that are provided to clients. These services are reported through CRIS-E at the time of service provision. The reporting categories, codes and service definitions for hard services are listed in CRIS-E/PRC Reporting Categories.
 - * PRC "soft" services are services without cash value to the recipient (e.g., job training and education, after-school programs, etc.). Data on these services are collected through the PRC Web Reporting Tool (WRT).

Hard services data come from the CRIS-E reporting system.

Soft services data are from the PRC Web Reporting Tool (WRT).
